



**CALIFORNIA BOARD
OF
BARBERING AND COSMETOLOGY**



**MEMBERS OF THE
COMMITTEE**

Jacquelyn Crabtree
Andrew Drabkin
Lisa Thong

**LEGISLATIVE AND BUDGET
COMMITTEE MEETING**

**PUBLIC TELECONFERENCE
MEETING**

*Action may be taken on
any item listed on the
agenda.*

January 12, 2021

**9:00am – Until Completion of
Business**

NOTE: Pursuant to the provisions of Governor Gavin Newsom's Executive Order N-29-20, dated March 17, 2020, neither Board member locations nor a public meeting location are provided. Public participation may be through teleconferencing as provided below.

Important Notices to the Public: The Board of Barbering and Cosmetology will hold a public meeting via a Webex Events. To participate in the WebEx Events meeting, please log on to this website the day of the meeting:

<https://dca-meetings.webex.com/dca-meetings/onstage/g.php?MTID=e03654b7df2849c3f77aebf3f676b5940>

INSTRUCTIONS FOR PARTICIPATION: Please see the instructions attached hereto to observe and participate in the meeting using WebEx from a Microsoft Windows-based PC.

AGENDA

1. Call to Order/ Roll Call/ Establishment of Quorum
2. Review and Approval of the November 17, 2020 Committee Meeting Minutes
3. Discussion and Possible Recommendations Regarding Future Legislative Changes to:
 - a. Business and Professions Code (BPC) section 7316, Practice of Barbering and Cosmetology.
 - b. BPC sections 7362 through 7366, Curriculum Requirements.
4. Discussion and Possible Recommendations Regarding Requirements to be an Instructor in Board-Approved Private Schools

5. Public Comment on Items Not on the Agenda

Note: The Committee may not discuss or take any action on any item raised during this public comment section, except to decide whether to place the matter on the agenda of a future meeting (Government Code Sections 11125, 1125.7(a))

6. Agenda Items for the Next Meeting

7. Adjournment

Action may be taken on any item on the agenda. The time and order of agenda items are subject to change at the discretion of the Committee Chair and may be taken out of order. In accordance with the Bagley-Keene Open Meeting Act, all meetings of the Board are open to the public.

*Government Code section 11125.7 provides the opportunity for the public to address each agenda item during discussion or consideration by the Committee prior to the Committee taking any action on said item. Members of the public will be provided appropriate opportunities to comment on any issue before the Committee, but the Committee Chair may, at his or her discretion, apportion available time among those who wish to speak. Individuals may appear before the Committee to discuss items not on the agenda; however, the Committee can neither discuss nor take official action on these items at the time of the same meeting (Government Code sections 11125, 11125.7(a)).

The meeting is being held via Webex Events. The meeting is accessible to the physically disabled. A person who needs disability-related accommodation or modification in order to participate in the meeting may make a request by contacting: Marcene Melliza at (916) 575-7121, email: marcene.melliza@dca.ca.gov, or send a written request to the Board of Barbering and Cosmetology, PO Box 944226, Sacramento, CA 94244. Providing your request is a least five (5) business days before the meeting will help to ensure availability of the requested accommodations. TDD Line: (916) 322-1700.

HOW TO – Join – DCA WebEx Event

The following contains instructions on how to join a WebEx event hosted by the Department of Consumer Affairs (DCA).

NOTE: The preferred audio connection to our event is via telephone conference and not the microphone and speakers on your computer. Further guidance relevant to the audio connection will be outlined below.

1. Navigate to the WebEx event link provided by the DCA entity (an example link is provided below for reference) via an internet browser.

Example link:

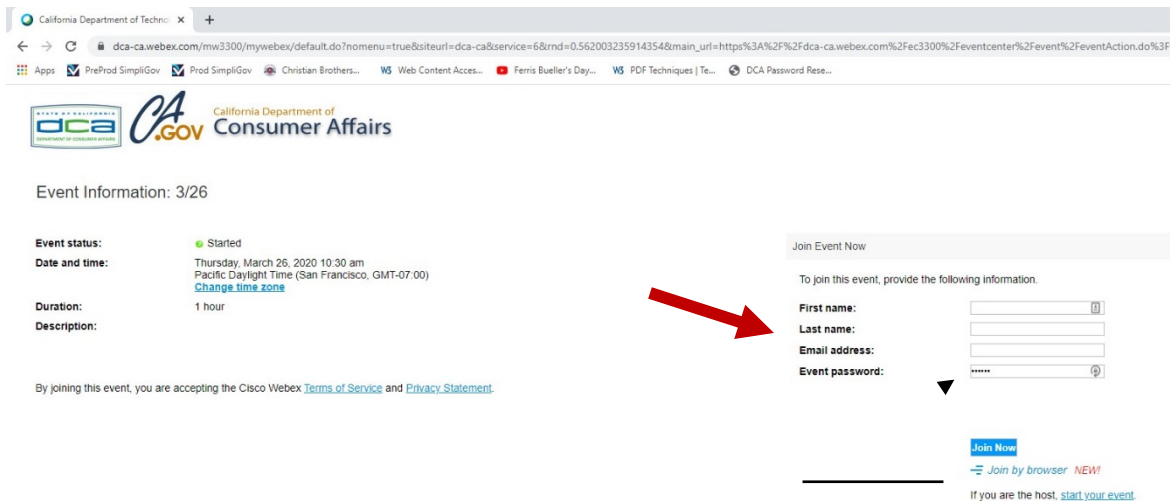
<https://dca-ca.webex.com/dca-ca/onstage/g.php?MTID=eb0a73a251f0201d9d5ef3aaa9e978bb5>

The screenshot shows a web browser window displaying a WebEx event page. The browser's address bar shows the URL: <https://dca-ca.webex.com/dca-ca/onstage/g.php?MTID=eb0a73a251f0201d9d5ef3aaa9e978bb5>. The page header includes the California Department of Consumer Affairs logo and name. The main content is divided into two columns. The left column, titled 'Event Information: 3/26', lists the following details: Event status: Started; Date and time: Thursday, March 26, 2020 10:30 am Pacific Daylight Time (San Francisco, GMT-07:00) with a link to 'Change time zone'; Duration: 1 hour; and Description: (empty). Below this information is a link: 'By joining this event, you are accepting the Cisco Webex Terms of Service and Privacy Statement.' The right column, titled 'Join Event Now', contains a form with the text 'To join this event, provide the following information.' and four input fields: 'First name:', 'Last name:', 'Email address:', and 'Event password:'. Below the form is a blue 'Join Now' button, a link 'Join by browser NEW!', and a note: 'If you are the host, start your event.'

2. The details of the event are presented on the left of the screen and the required information for you to complete is on the right.

NOTE: If there is a potential that you will participate in this event during a Public Comment period, you must identify yourself in a manner that the event Host can then identify your line and unmute it so the event participants can hear your public comment. The 'First name', 'Last name' and 'Email address' fields do not need to reflect your identity. The department will use the name or moniker you provide here to identify your communication line should you participate during public comment.

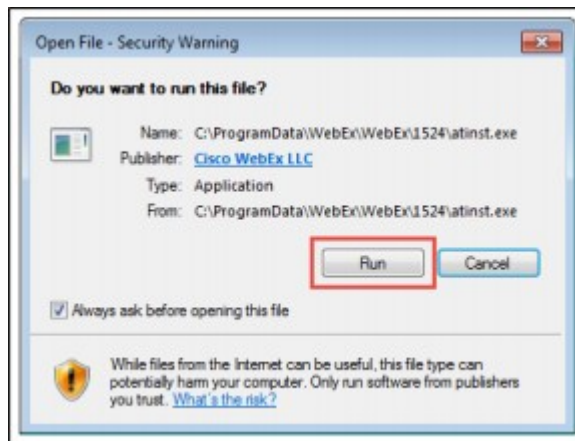
HOW TO – Join – DCA WebEx Event



3. Click the 'Join Now' button.

NOTE: The event password will be entered automatically. If you alter the password by accident, close the browser and click the event link provided again.

4. If you do not have the WebEx applet installed for your browser, a new window may open, so make sure your pop-up blocker is disabled. You may see a window asking you to open or run new software. Click 'Run'.



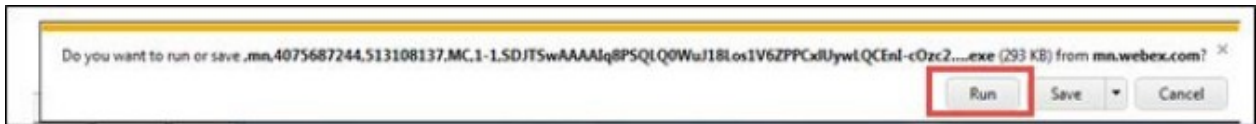
Depending on your computer's settings, you may be blocked from running the necessary software. If this is the case, click 'Cancel' and return to the browser tab that looks like the window below. You can bypass the above process.

Starting Webex...



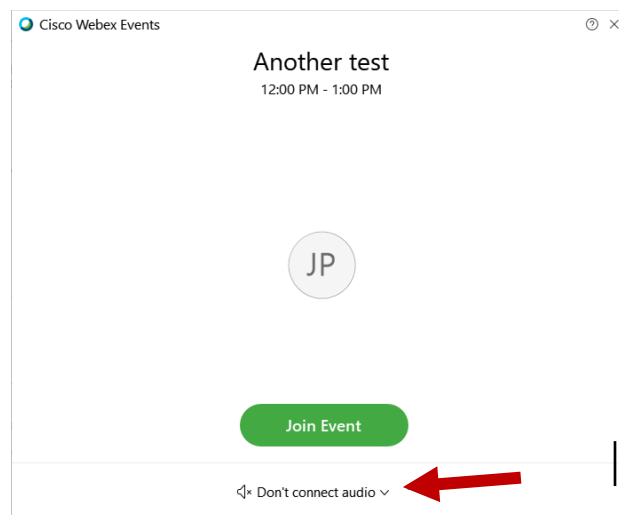
Still having trouble? [Run a temporary application](#) to join this meeting immediately.

5. To bypass step 4, click 'Run a temporary application'.
6. A dialog box will appear at the bottom of the page, click 'Run'.



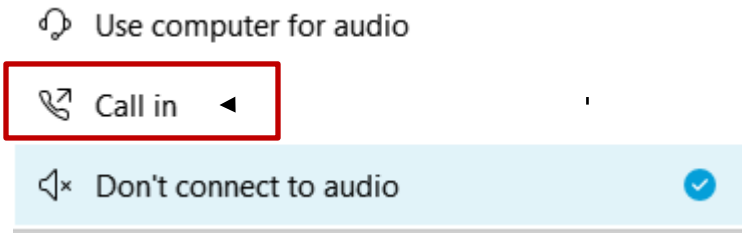
The temporary software will run, and the meeting window will open.

7. Click the audio menu below the green 'Join Event' button.

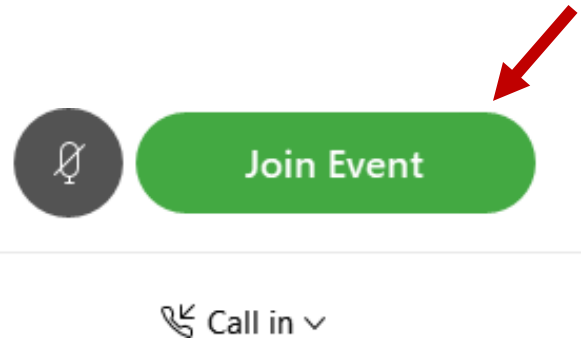


8. When the audio menu appears click 'Call in'.

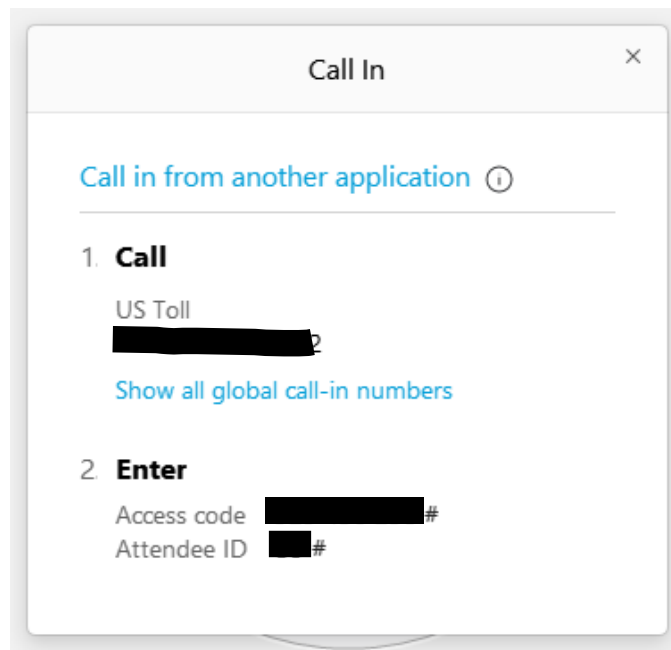
HOW TO – Join – DCA WebEx Event



9. Click 'Join Event'. The audio conference call in information will be available after you join the Event.



10. Call into the audio conference with the details provided.




NOTE: The audio conference is the preferred method. Using your computer's microphone and speakers is not recommended.

HOW TO – Join – DCA WebEx Event

Once you successfully call into the audio conference with the information provided, your screen will look like the screen below and you have joined the event.

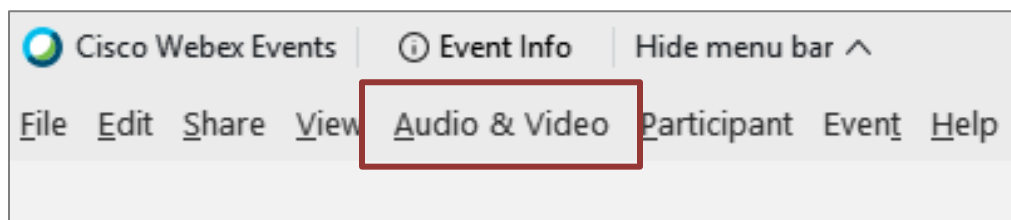
Congratulations!



NOTE: Your audio line is muted and can only be unmuted by the event host.

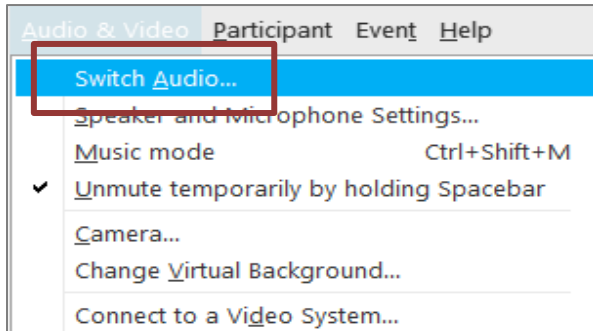
If you join the meeting using your computer's microphone and audio, or you didn't connect audio at all, you can still set that up while you are in the meeting.

1. Select 'Audio & Video' from the menu bar at the top of your screen.

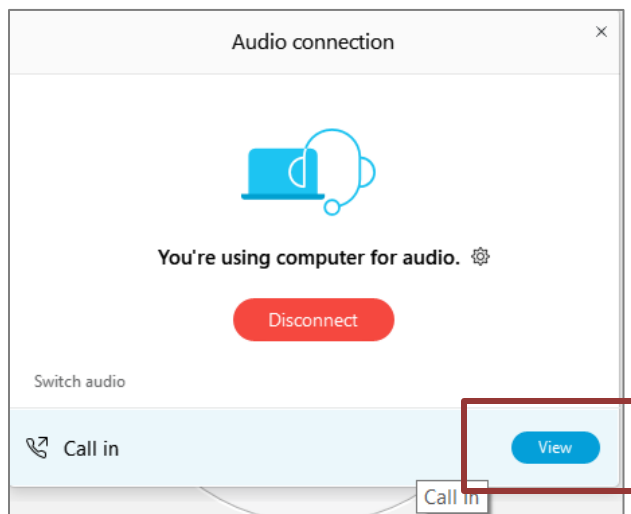


HOW TO – Join – DCA WebEx Event

2. Select “Switch Audio” from the drop-down menu.



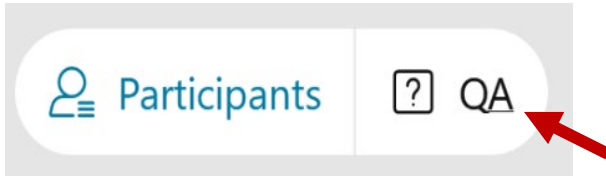
3. The ‘Call In’ information can be displayed by selecting ‘View’



You will then be presented the dial in information for you to call in from any phone.

Participating During a Public Comment Period

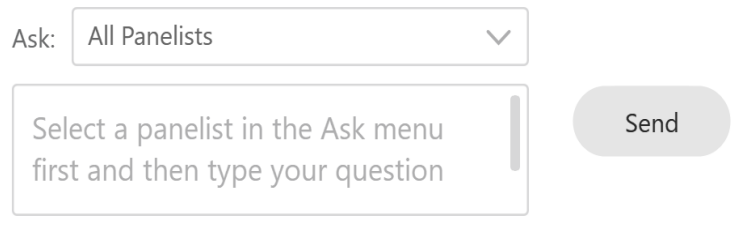
At certain times during the event, the facilitator may call for public comment. If you would like to make a public comment, click on the 'Q and A' button near the bottom, center of your WebEx session.



This will bring up the 'Q and A' chat box.

NOTE: The 'Q and A' button will only be available when the event host opens it during a public comment period.

To request time to speak during a public comment period, make sure the 'Ask' menu is set to 'All panelists' and type 'I would like to make a public comment'.



Attendee lines will be unmuted in the order the requests were received, and you will be allowed to present public comment.

NOTE: Your line will be muted at the end of the allotted public comment duration. You will be given a warning that your time is about to expire.